



HR-125M
Swivel Hoist Ring

Color coded to distinguish between UNC (Red) and Metric (Silver) thread types.



HR-125
Swivel Hoist Ring

- Available in UNC and Metric thread sizes.
 - UNC threads available in sizes from 800 pounds to 100,000 pounds Working Load Limit, with a design factor of 5 to 1.
 - Metric threads available in sizes from 400kg to 16,900kg and dual rated in both a 4 to 1 and 5 to 1 design factor.
- All Components are Alloy Steel - Quenched and Tempered.
- Designed to be used at full WLL within angular loading range.
- 100% individually proof tested to 2-1/2 times the Working Load Limit with certification and Statistically Magnetic Particle inspected. (Can be furnished 100% Magnetic Particle inspected when requested at time of order.)
- Each product has a Product Identification Code (PIC) for material traceability along with a Working Load Limit and the name Crosby or "CG" stamped into it.
- 360° swivel and 180° pivot action.
- Fatigue rated to 20,000 cycles at 1-1/2 times the Working Load Limit.
- Individually packaged along with proper application instructions and warning information.
- Bolt is secured with E-clip, threads are grooved. This method allows for easy disassembly and assembly of hoist ring for thorough examination of all components. Replacement kits are available.
- Bolts are individually Proof Tested.
- Multiple Bolt length available to meet specific application requirements.
- Zinc Plated (Yellow Chromate) finish for increased corrosion protection thru 30,000 pound size.
- Meets or exceeds all the requirements of ASME B30.26 including identification, ductility, design factor, proof load and temperature requirements. Importantly, these hoist rings meet other critical performance requirements including fatigue life, impact properties and material traceability, not addressed by ASME B30.26.



Fatigue Rated



Load Rated

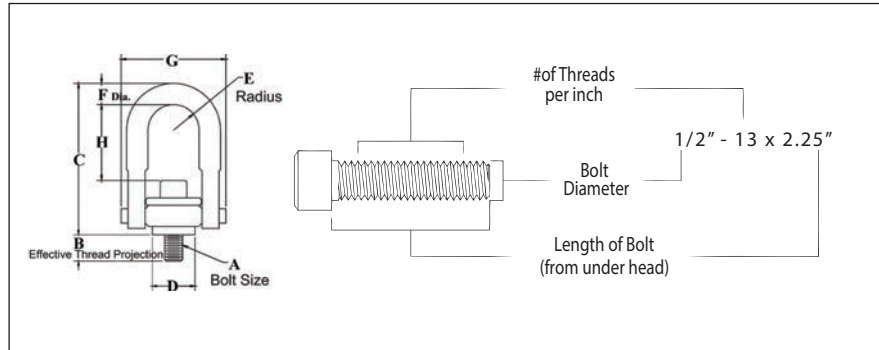


Scan this QR code with your smart device to view our Eye Bolts & Hoist Rings video.

UNC Swivel Hoist Rings



HR-125
Swivel Hoist Ring



- Top washer has the following features:
 - The Working Load Limit and Recommended Torque value are permanently stamped into each washer.
 - Washer is color coded for easy identification: Red - UNC thread.
- Individually Proof Tested to 2-1/2 times Working Load Limit.
- Bolt specification is an Alloy socket head cap screw to ASTM A 574.
- All threads listed are UNC.
- **BOLT SIZE IDENTIFICATION:** The size of the bolt will be stated as in the drawing above. Illustration shows meaning of each dimension given.
- NOTE: For Special Applications, see page 457.
- Frame 2 and larger are **RFID EQUIPPED**.

Fatigue Rated



Load Rated



HR-125 UNC Threads

Frame Size No.	HR-125 Stock No.	Working Load Limit (lbs.)*	Torque in Ft. Lbs.	Dimensions (in.)								Weight Each (lbs.)
				Bolt Size A ‡	Effective Thread Projection Length B	C	D	Radius E	Diameter F	G	H	
1 †	1016887	800	7	5/16 - 18 x 1.50	.58	2.72	.97	.46	.34	1.87	1.12	.37
1 †	1016898	1000	12	3/8 - 16 x 1.50	.58	2.72	.97	.46	.34	1.87	1.05	.39
2	1016909	2500	28	1/2 - 13 x 2.00	.70	4.85	1.96	.87	.75	3.35	2.29	2.33
2 †	1016912	2500	28	1/2 - 13 x 2.50	1.20	4.85	1.96	.87	.75	3.35	2.29	2.36
2	1016920	4000	60	5/8 - 11 x 2.00	.70	4.85	1.96	.87	.75	3.35	2.16	2.41
2 †	1016924	4000	60	5/8 - 11 x 2.75	1.45	4.85	1.96	.87	.75	3.35	2.16	2.47
2	1016931	5000	100	3/4 - 10 x 2.25	.95	4.85	1.96	.87	.75	3.35	2.04	2.52
2 †	1016935	5000	100	3/4 - 10 x 2.75	1.45	4.85	1.96	.87	.75	3.35	2.04	2.59
3	1016942	7000 **	100	3/4 - 10 x 2.75	.89	6.57	2.96	1.36	.94	4.87	2.97	6.72
3 †	1016946	7000 **	100	3/4 - 10 x 3.50	1.64	6.57	2.96	1.36	.94	4.87	2.97	6.81
3	1016953	8000	160	7/8 - 9 x 2.75	.89	6.57	2.96	1.36	.94	4.87	2.84	6.84
3 †	1016957	8000	160	7/8 - 9 x 3.50	1.64	6.57	2.96	1.36	.94	4.87	2.84	6.96
3	1016964	10000	230	1 - 8 x 3.00	1.14	6.57	2.96	1.36	.94	4.87	2.72	7.09
3 †	1016969	10000	230	1 - 8 x 4.00	2.14	6.57	2.96	1.36	.94	4.87	2.72	7.31
4	1016975	15000	470	1-1/4 - 7 x 4.50	2.21	8.72	3.71	1.75	1.19	6.18	3.93	14.51
5	1016986	24000	800	1-1/2 - 6 x 6.75	3.00	12.55	4.71	2.39	1.75	8.48	5.52	37.73
5	1016997	30000	1100	2 - 4-1/2 x 6.75	3.00	12.55	4.71	2.39	1.75	8.48	5.02	40.69
6	1017001	50000	2100	2-1/2 - 4 x 8.0	4.00	16.88	5.75	3.00	2.25	11.00	8.03	88.00
7	1017005	75000	4300	3 - 4 x 10.5	5.00	19.50	6.45	3.75	2.75	14.16	8.50	166.00
8	1017009	100000	5100	3-1/2 - 4 x 13.0 #	7.00	22.09	7.75	4.00	3.25	15.91	9.28	265.00


*Ultimate Load is 5 times the Working Load Limit.

** Ultimate Load is 4.5 times the Working Load Limit for 7000# Hoist Ring when tested in 90 degree orientation.

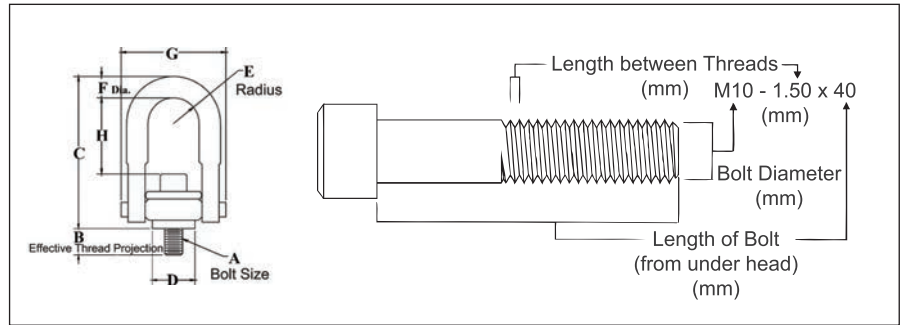
† Long Bolts are designed to be used with soft metal (i.e., aluminum) workpiece. While the long bolts may also be used with ferrous metal (i.e., steel & iron) workpiece, short bolts are designed for ferrous workpieces only.

‡ Bolt specification is an Alloy socket head cap screw to ASTM A 574.

Hex head bolt used on Frame 8 (100,000lb.) Hoist Ring.



HR-125M
Swivel Hoist Ring



- Top washer has the following features:
 - The Working Load Limit and Recommended Torque value are permanently stamped into each washer.
 - Washer is color coded for easy identification: Silver - Metric thread.
- Individually Proof Tested to 2-1/2 times Working Load Limit.
- Bolt specification is a Grade 12.9 Alloy socket head cap screw to Din 912. All threads listed are metric (ASME B18.3.1m).
- Designed to be used with ferrous workpiece only.
- BOLT SIZE IDENTIFICATION: The size of the bolt will be stated as in the drawing above. Illustration shows meaning of each dimension given.
- NOTE: For Special Applications, see page 457.
- Frame 2 and larger RFID EQUIPPED.



HR-125M Metric Threads

Frame Size No.	HR-125M Stock No.	Working Load Limit (kg)		Torque in Nm*	Dimensions (mm)							Weight Each (kg)	
		At a 5:1 Design Factor †	At a 4:1 Design Factor †		(A) Bolt Size ‡	(B) Effective Thread Projection Length	C	D	Radius E	Diameter F	G		H
1	1016602	400	500	10	M8X1.25X40	16.9	69.9	24.6	11.8	8.5	47.5	29.9	.17
1	1016613	450	550	16	M10X1.50X40	16.9	69.9	24.6	11.8	8.5	47.5	28.1	.18
2	1016624	1050	1300	38	M12X1.75X50	16.9	123	49.8	22.3	17.5	85.1	60.4	1.05
2	1016635	1900	2400	81	M16X2.00X60	26.9	123	49.8	22.3	17.5	85.1	56.3	1.11
2	1016644	2150	2700	136	M20X2.50X65	31.9	123	49.8	22.3	17.5	85.1	52.3	1.17
3	1016657	3000	3750	136	M20X2.50X75	27.8	167	75.2	34.7	25.4	124	76.6	3.09
3	1016668	4200	5250	312	M24X3.00X80	32.8	167	75.2	34.7	25.4	124	70.5	3.21
4	1016679	7000	8750	637	M30X3.50X120	61.7	222	94.2	44.5	30.5	157	102	6.53
5	1016690	11000	13750	1005	M36X4.00X150	54.0	318	120	60.7	44.5	215	142	16.8
5	1016701	12500	15600	1005	M42X4.50X160	64.0	318	120	60.7	44.5	215	136	17.4
5	1016712	13500	16900	1350	M48X5.00X160	74.0	318	120	60.7	44.5	215	130	18.0

*The tightening torque values shown are based upon threads being clean, dry and free of lubrication.

† Individually proof loaded to 2-1/2 times the Working Load Limit based on the 4:1 design factor.

‡ Bolt specification is a Grade 12.9 Alloy socket head cap screw to Din 912. All threads are metric (ASME/ANSI B18.3.1m).