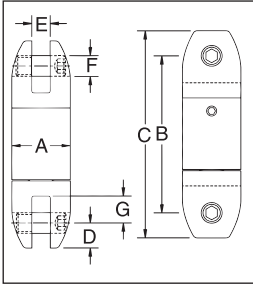


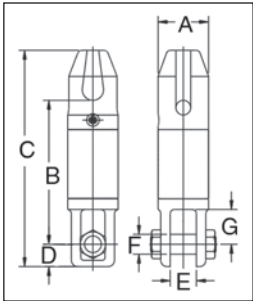
Crosby® Angular Contact Bearing Swivels

AS-7 Bullet Style Jaw & Jaw



AS-7 BULLET STYLE JAW & JAW				Dimensions (in.)						
Working Load Limit (Tons)*	Wire Rope Size (in.)	AS-7 Stock No.	Weight Each (lbs.)	A	B	C	D	E	F	G
.45	1/8	1016604	.4	.88	2.38	3.13	.38	.25	.31	.40
.75	1/4	1016611	1.1	1.31	3.56	4.44	.44	.31	.38	.56
1.5	3/8	1016622	1.8	1.63	4.06	5.19	.56	.50	.44	.81
3.0	1/2	1016631	3.8	2.00	5.44	7.06	.81	.75	.63	.94
5.0	5/8	1016640	8.0	2.50	7.75	10.06	1.13	1.00	.88	1.56
8.5	3/4	1016649	14.5	3.00	9.88	12.38	1.25	1.31	1.00	2.13
10	7/8	1016652	40.0	4.00	13.13	16.75	1.75	1.75	1.50	3.25
15	1	1016658	40.0	4.00	13.13	16.75	1.75	1.75	1.50	3.25
25	1-1/4	1016662	84.0	5.00	15.94	20.75	2.38	2.00	2.00	3.69
35	1-1/2	1016667	84.0	5.00	15.94	20.75	2.38	2.00	2.00	3.69

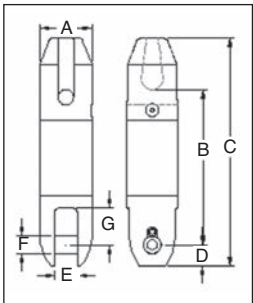
*Ultimate Load is 5 times the Working Load Limit. Individually Proof Tested to 2 times the Working Load Limit.



AS-11 Thimble & Jaw

AS-11 THIMBLE & JAW				Dimensions (in.)						
Working Load Limit (Tons)*	Wire Rope Size (in.)	AS-11 Stock No.	Weight Each (lbs.)	A	B	C	D	E	F	G
8.5	3/4	1017020	18.0	3.00	8.66	13.00	1.34	1.56	1.19	2.09
15	1	1017029	42.0	4.00	11.66	17.53	1.75	1.78	1.50	3.50

*Ultimate Load is 5 times the Working Load Limit. Individually Proof Tested to 2 times the Working Load Limit.



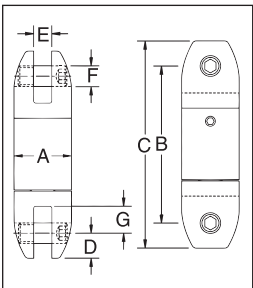
AS-14 Thimble & Bullet

AS-14 THIMBLE & BULLET				Dimensions (in.)						
Working Load Limit (Tons)*	Wire Rope Size (in.)	AS-14 Stock No.	Weight Each (lbs.)	A	B	C	D	E	F	G
8.5	3/4	1017255	20.0	3.00	9.00	13.25	1.25	1.31	1.00	2.13
15	1	1017258	40.0	4.00	11.50	17.38	1.75	1.75	1.50	3.25
25	1-1/4	1017261	81.0	5.00	14.31	21.19	2.38	2.00	2.00	3.69

*Ultimate Load is 5 times the Working Load Limit. Individually Proof Tested to 2 times the Working Load Limit.

AS-17 Bullet Style Jaw & Jaw Slurry Swivel

The Crosby AS-17 Slurry Swivel is a zinc plated Bullet Type Swivel (AS-7), designed with two rubber lip style seals about the shaft. The threaded cap is sealed with a silicone sealant and secured with a set screw. The swivels are provided with an Alemite grease fitting for easy lubrication.



AS-17 BULLET JAW & SLURRY SWIVEL				Dimensions (in.)						
Working Load Limit (Tons)*	Wire Rope Size (in.)	AS-17 Stock No.	Weight Each (lbs.)	A	B	C	D	E	F	G
8.5	3/4	8013342	14.5	3.00	10.13	12.63	1.25	1.31	1.00	2.13
15	1	8013343	40.0	4.00	13.50	17.00	1.75	1.75	1.50	3.25
25	1-1/4	8013376	84.0	5.00	16.16	20.92	2.38	2.00	2.00	3.69
35	1-1/2	8013344	84.0	5.00	16.16	20.92	2.38	2.00	2.00	3.69
45	-	2016585	150.0	6.00	20.25	26.25	3.00	2.53	2.25	2.75

*Ultimate Load is 5 times the Working Load Limit. Individually Proof Tested to 2 times the Working Load Limit.



For swivels larger than 45 metric tons, or for swivels designed to meet the requirements of demanding applications (i.e., subsea applications), please contact the Crosby Special Engineered Products Department. For additional information concerning custom design products, contact:
 U.S.A., Crosby's Special Engineered Products Group at 1-800-777-1555, Fax (918) 834-5035
 Canada, Crosby Canada at (905) 451-9261
 Europe, N.V. Europe at +32 15 75 71 25.